

# Overview of Goldman Sachs

---

---

# Cautionary Note on Forward-Looking Statements

---

- Today's presentation may include forward-looking statements. These statements represent the Firm's belief regarding future events that, by their nature, are uncertain and outside of the Firm's control. The Firm's actual results and financial condition may differ, possibly materially, from what is indicated in those forward-looking statements.
- For a discussion of some of the risks and factors that could affect the Firm's future results, please see the description of "Risk Factors" in Part I, Item 1A of our Annual Report on Form 10-K for the fiscal year ended December 31, 2009. You should also read the information on the calculation of non-GAAP financial measures that is posted on the Investor Relations portion of our website: [www.gs.com](http://www.gs.com).
- The statements in the presentation are current only as of July 20, 2010.

---

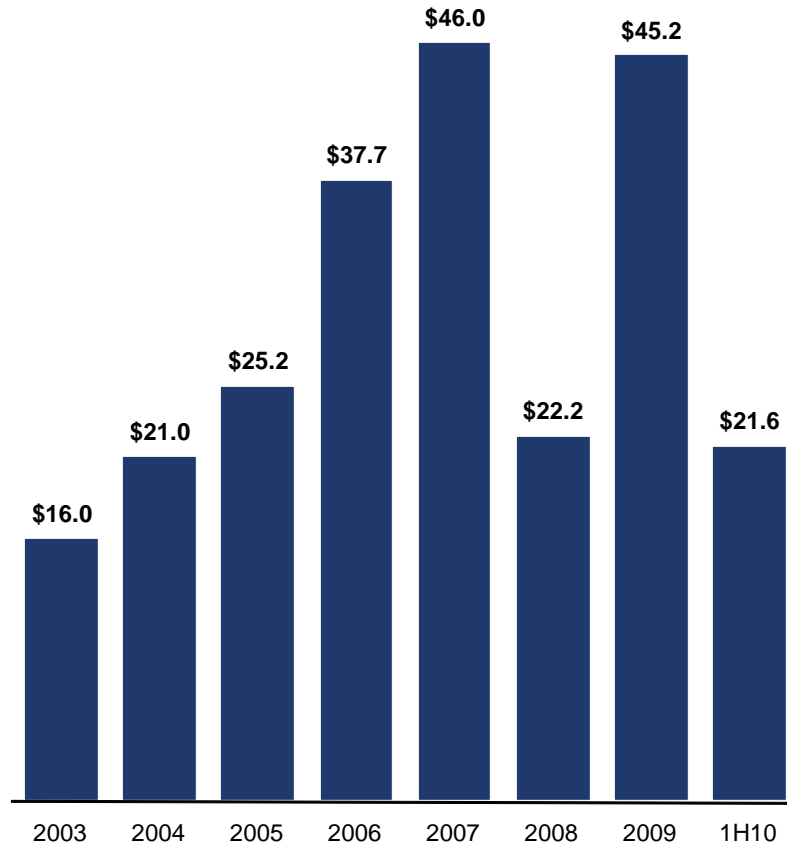
# Introduction to Goldman Sachs

---

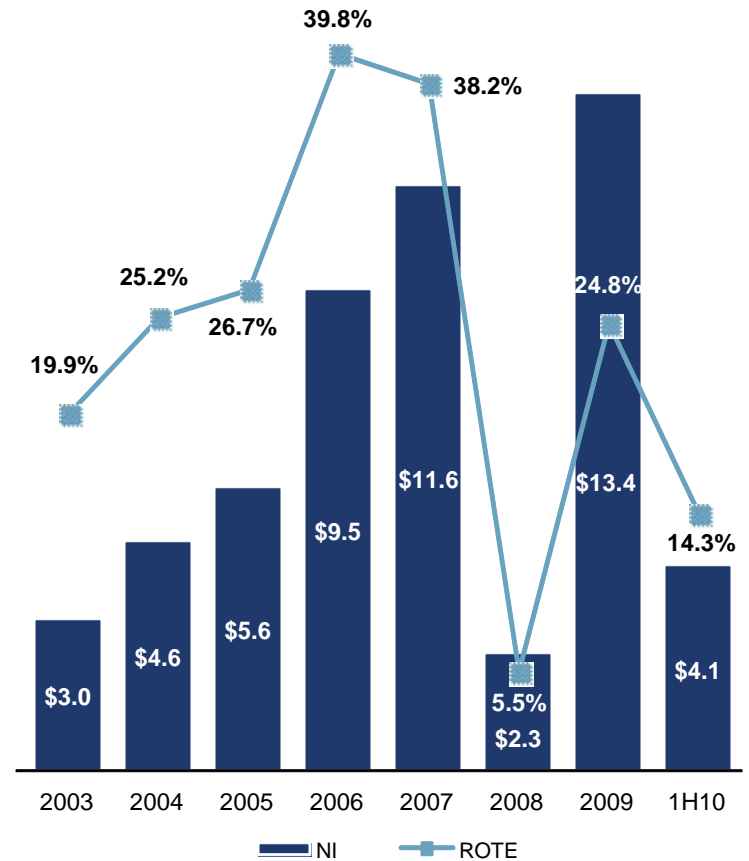
- A leading global bank with broad and diverse businesses
  - Investment Banking
  - Sales and Trading
  - Principal Investing
  - Asset Management and Securities Services
- Focused strategy to grow our core businesses
- People, culture and reputation are the keys to our long-term success

# Goldman Sachs Financial Performance

Net Revenues (\$bn)



Net Earnings (\$bn) & ROTE<sup>1</sup> (%)



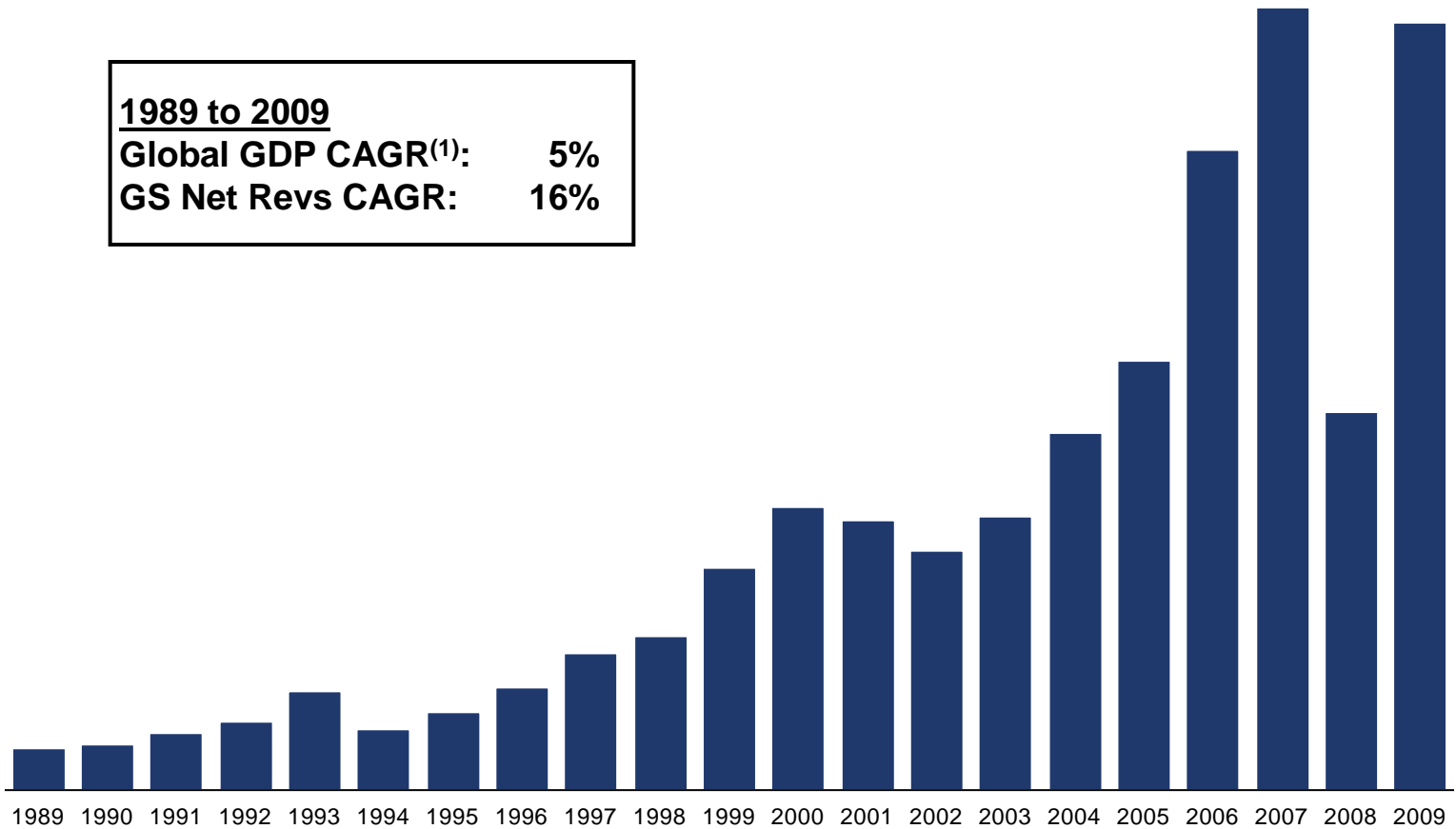
(1) Return on Tangible Common Shareholders' Equity

# Long Term Growth

Net Revenues 1989 to 2009

(\$ in billions)

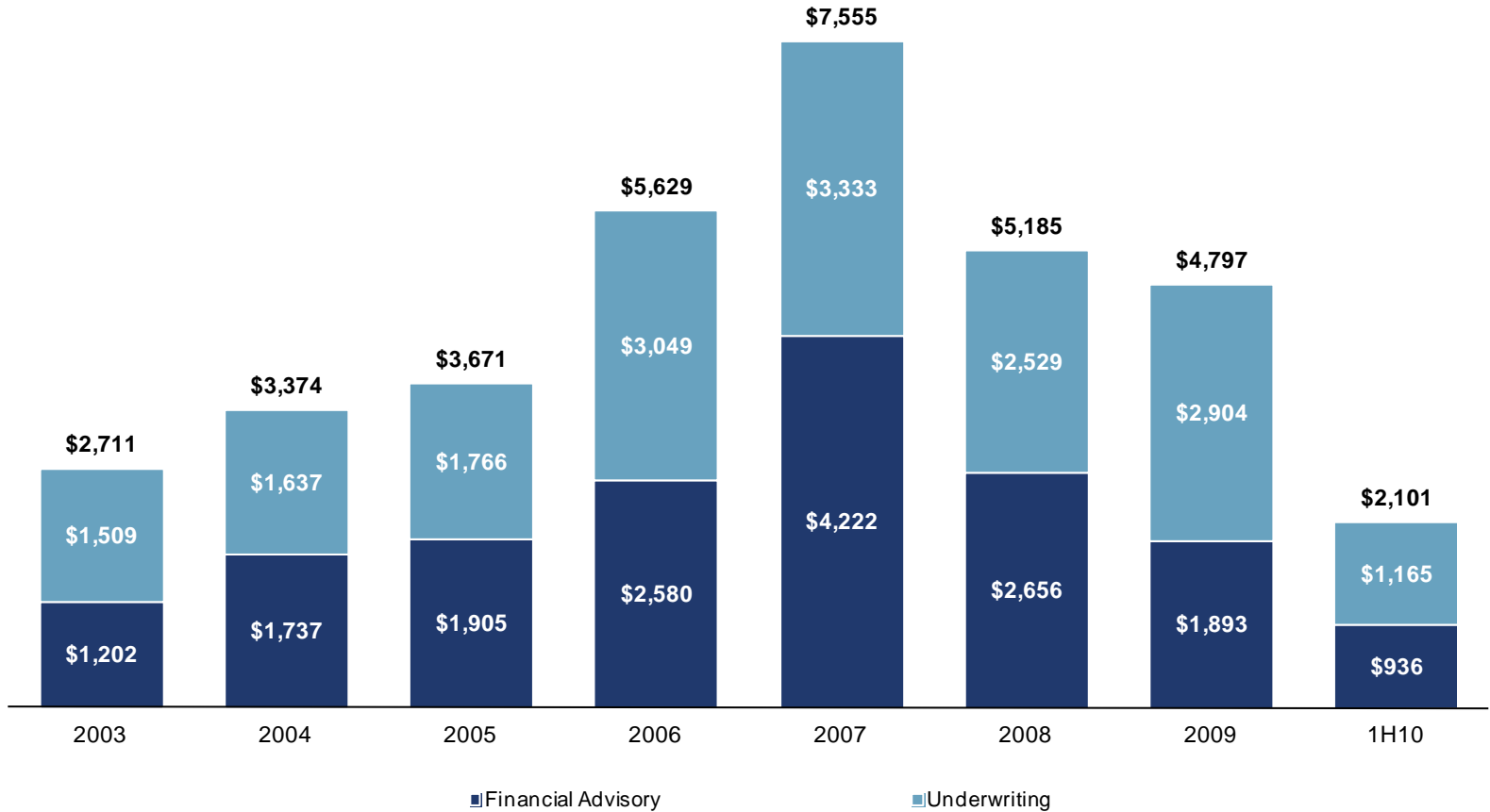
<b>1989 to 2009</b>	
<b>Global GDP CAGR<sup>(1)</sup>:</b>	<b>5%</b>
<b>GS Net Revs CAGR:</b>	<b>16%</b>



(1) Compound Annual Growth Rate; Source: International Monetary Fund

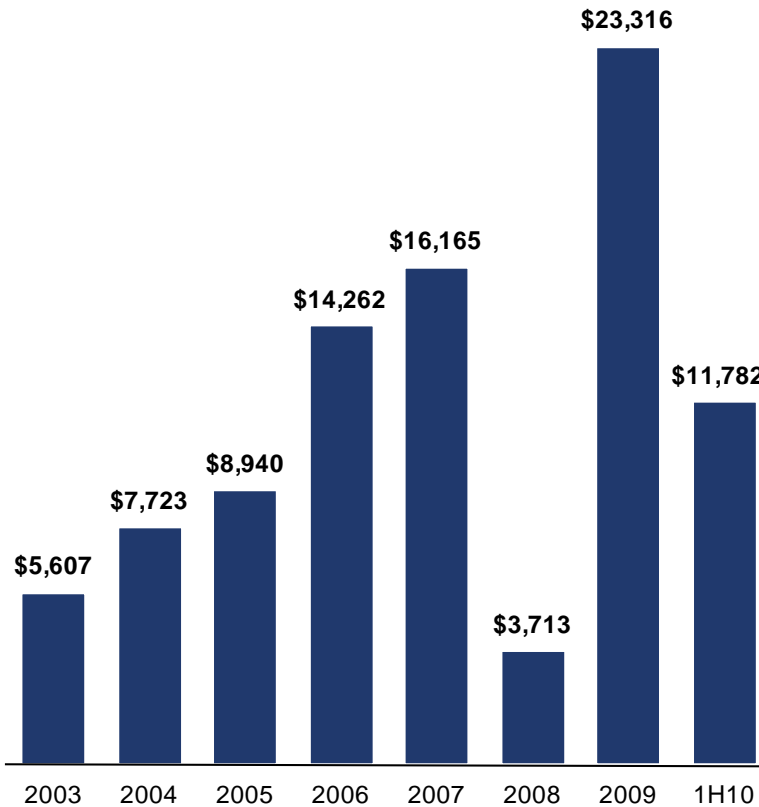
# Investment Banking

## Net Revenues (\$mm)



# Fixed Income, Currency & Commodities

## Net Revenues (\$mm)

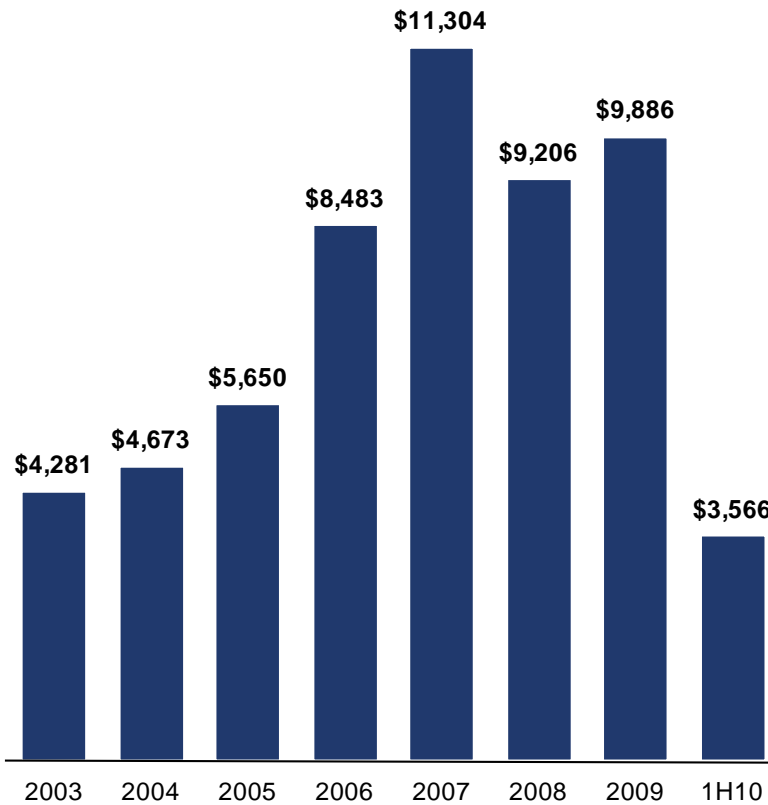


## Diverse Business

- Credit Products
- Interest Rate Products
- Mortgages
- Currencies
- Commodities

# Equities

## Net Revenues (\$mm)

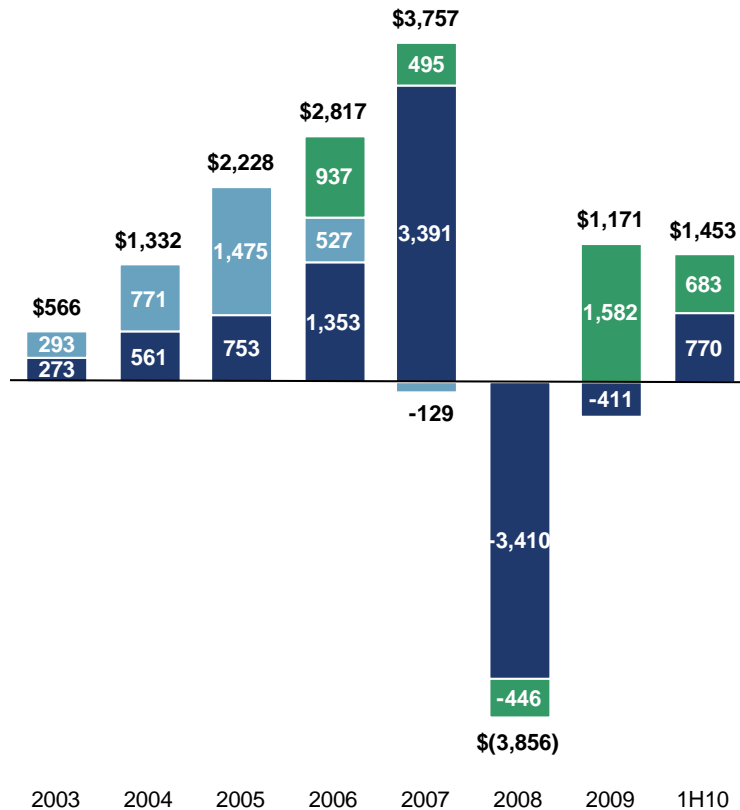


## Diverse Business

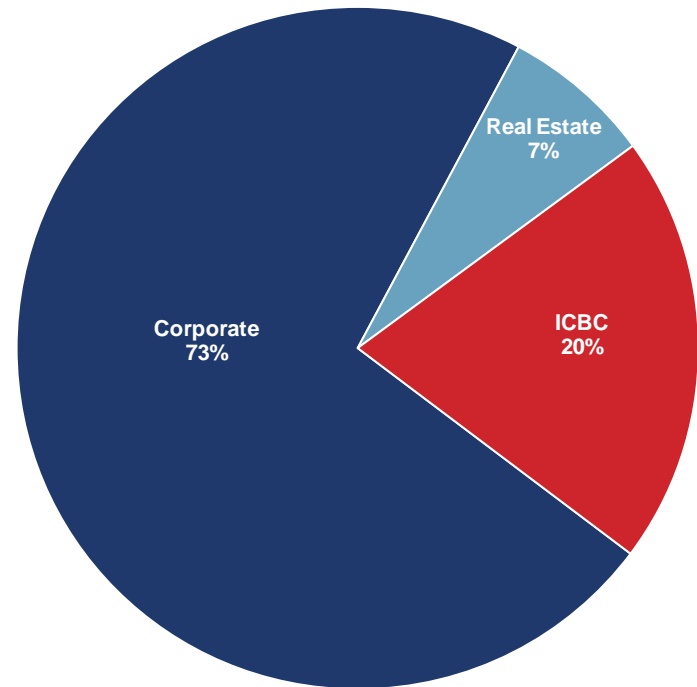
- Customer Franchise Business
- Principal Strategies
- Exchange-Based Market-Making Activities
- Insurance Activities

# Principal Investments

Net Revenues (\$mm)



2Q10 Carrying Value<sup>2</sup>



Total: \$17.6bn

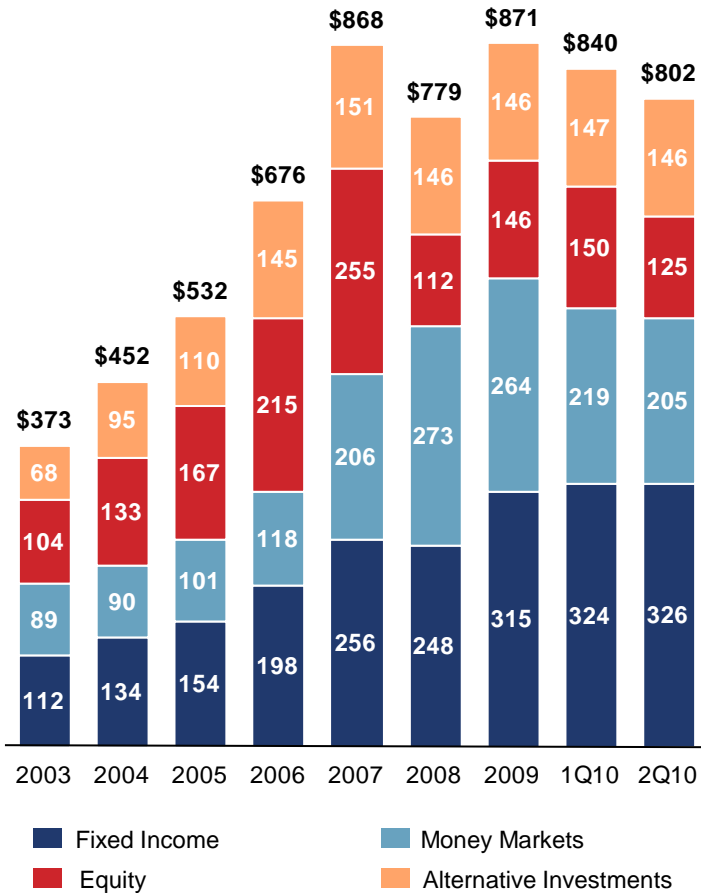
Corporate and Real Estate<sup>(1)</sup>
 SMFG
  ICBC

(1) Includes Other Corporate and Real Estate gains and losses, and Overrides; starting in 1Q08 this also includes Sumitomo Mitsui Financial Group; as of February 2008, we had hedged all of the common stock underlying our investment in SMFG. During 2008, we converted one-third of our SMFG preferred stock investment into SMFG common stock and delivered the common stock to close out one-third of our hedge position. During the first quarter of 2010, we converted the remaining two-thirds of our SMFG preferred stock investment into common stock and delivered the common stock to close out our remaining hedge position.

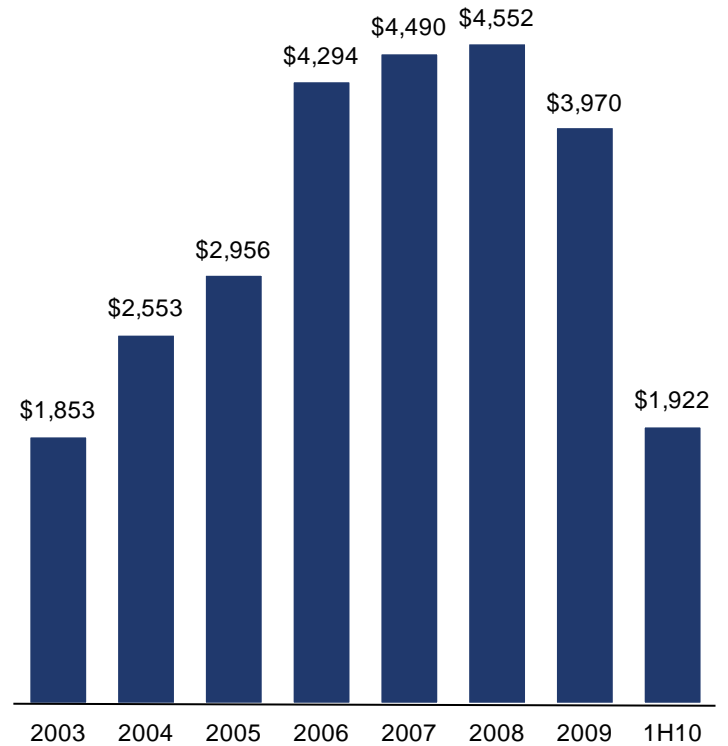
(2) ICBC represents GS' economic interest of \$3.6bn as of July 20, 2010

# Asset Management

Assets Under Management (\$bn)

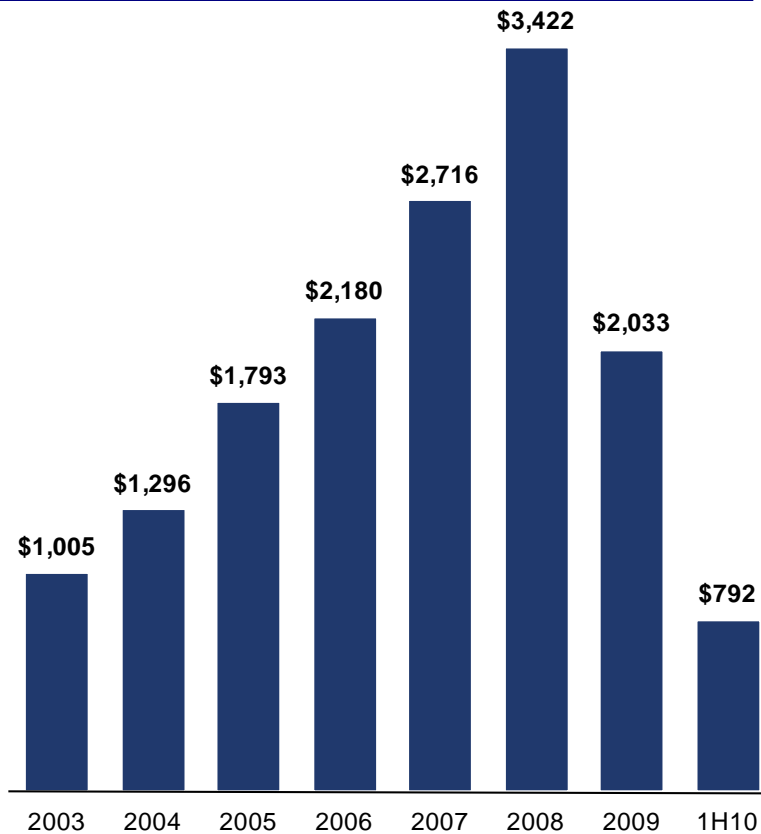


Net Revenues (\$mm)



# Securities Services

## Net Revenues (\$mm)



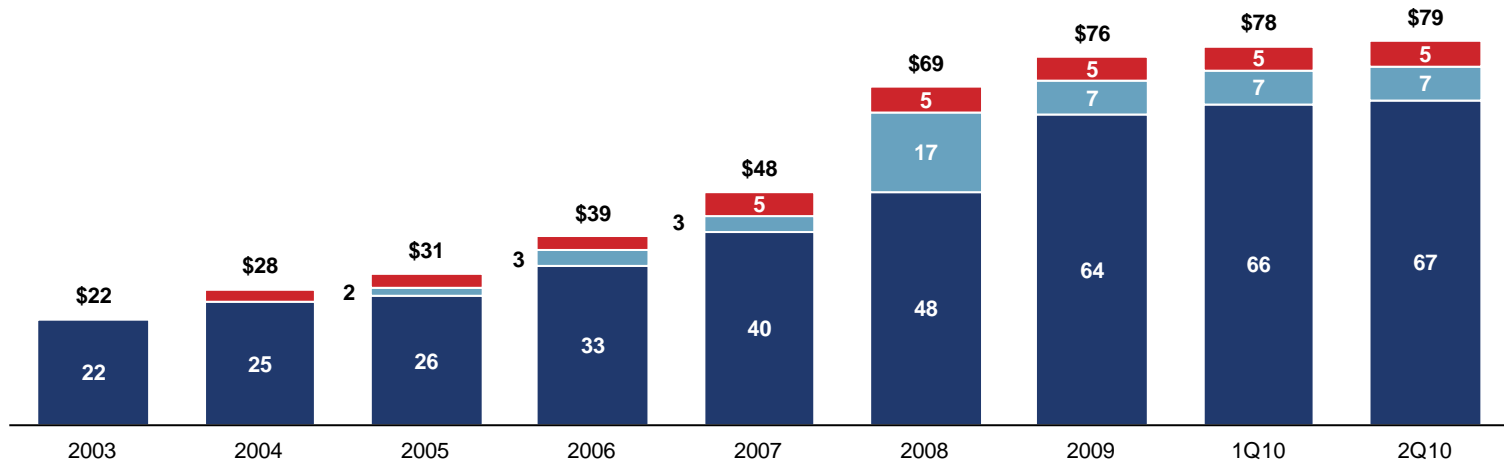
## Market Leading Franchise

- Leading market franchise driven by:
  - Front-to-back service offering
  - Extensive securities lending relationships
  - Advanced client facing technology platforms
- Significant recurring fee revenue

## Equity Capital Base (\$bn)

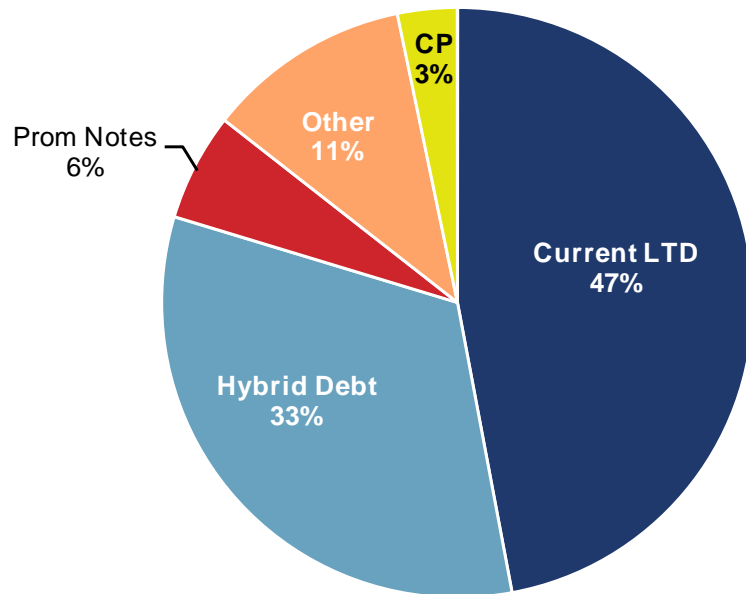
- The firm has always maintained a significant core equity capital base comprised mainly of vanilla common stock. The quality of our capital remains a differentiating factor with 85% of our capital base comprised of common equity
- In 2008 and 2009, we raised \$16.5bn of capital through two common equity offerings and a preferred stock investment from Berkshire Hathaway

Equity Capital: (in \$ billions)



# Conservative Funding Profile

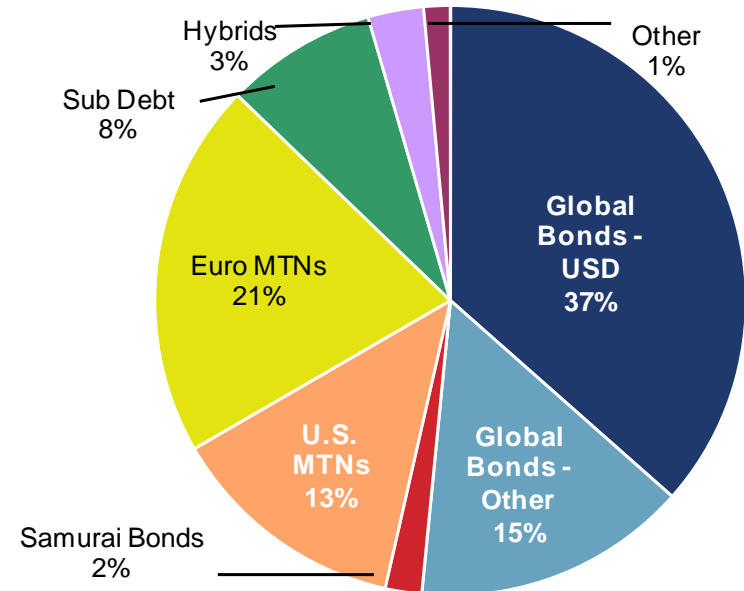
## Unsecured Short-term Borrowings = \$41bn



	Moody's	S&P	Fitch	DBRS
Ratings	P-1	A-1	F1+	R-1 (middle)

## Unsecured Long-term Borrowings = \$180bn

Weighted Average Years to Maturity:  
Approximately 7 years



	Moody's	S&P	Fitch	DBRS
Ratings	A1	A	A+	A (high)

---

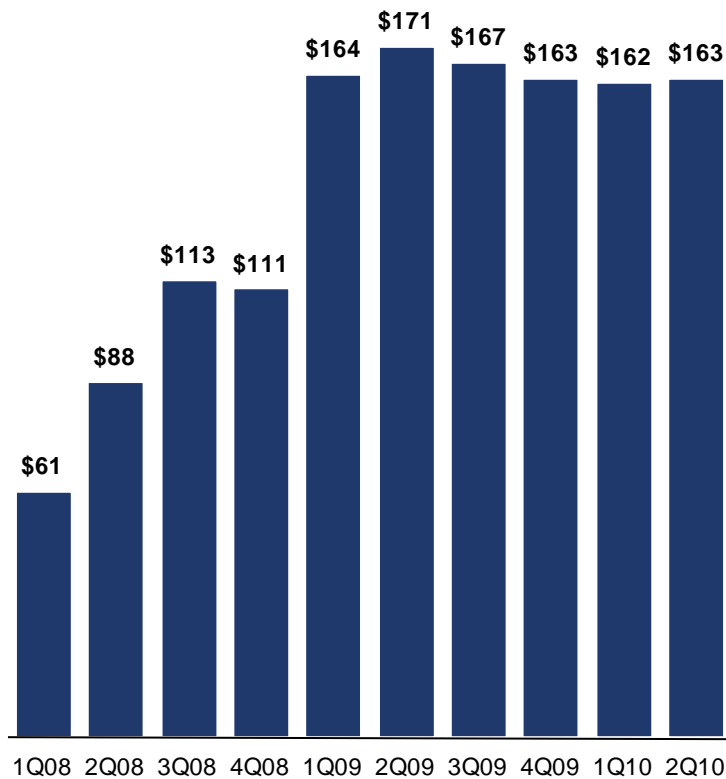
# Conservative and Comprehensive Liquidity Risk Management Framework

---

- Pre-Funded Excess Liquidity
- Asset-Liability Management
  - Asset Quality and Balance Sheet Composition
  - Total Capital Surplus
  - Conservative Spacing of Debt Maturities
  - Focus on Diversification and Depth of Funding
- Prudent Intercompany Funding Policies
- Continuing Liquidity Stress Testing and Crisis Planning

# Pre-Funded Excess Liquidity

Average Global Core Excess<sup>1</sup> (\$bn)



Pre-Funded Potential Outflows

- Disruptions to unsecured and secured financing flows
- Collateral outflows
- Draws on unfunded commitments
- Other upcoming cash outflows

(1) Post-2Q08, the Global Core Excess includes the global core excess of Goldman Sachs Bank USA and Goldman Sachs Bank (Europe) PLC

# Market and Credit Risk Tools

## Market Risk

- Value at Risk (VaR)
- Stress Tests, including but not limited to:
  - Credit Spread Widening
  - Equity Crash
  - Emerging Markets
- Idiosyncratic Risk of Loss
- Single Name Limits
- Asset Liquidity Considerations
- Focus on Crowded Trades

## Credit Risk

- Fundamental Credit Analysis at Sovereign, Industry, and Company Levels
- Current Exposure
- Expected Exposure
- Stress Tests
- Use of Netting, Triggers, and Collateral

---

# Credit Summary

---

- Leading firm providing advisory and underwriting services
- Diversified trading operations with sound risk management policies
- More stable revenue streams from asset management
- Well capitalized with excess liquidity
- Focus on risk management